

Browse/Search

BROWSE: scroll down the Read Alberta eBooks homepage to view featured collections or tap the **CATEGORIES** button to view subjects

SEARCH: Tap in the **SEARCH** bar to enter your search terms. Enter an author, title, subject, or combination to search

Borrow & Download

1. Once you have located a title you are interested in, tap the **BORROW** button

2. Borrowed titles can be found under **MY ACCOUNT** 

To **DOWNLOAD a title, you need an app capable of reading eBook files. The **OverDrive** app will allow your Read Alberta eBooks to be downloaded into it for you to read.*

3. Tap **DOWNLOAD**. Your device will ask which program you would like to use. Choose **OVERDRIVE**

Returning eBooks

Read Alberta eBooks (with Cantook Station) will return automatically at the end of their loan period.

Troubleshooting

If you have questions or need help using Read Alberta eBooks (with Cantook Station):

1. Visit www.marigold.cantookstation.com and **SIGN IN**

2. Tap on the **HELP** tab

Library eBooks & Audiobooks for iOS Devices



eResources from your local public library
and Marigold Library System



Marigold Library System
eResources & Digital Content
www.marigold.ab.ca/eresources
March 2017

Welcome to OverDrive



OverDrive is a digital media service that enables you to borrow eBooks and audiobooks using your library card. eBooks and audiobooks borrowed using the free OverDrive app can be streamed or downloaded on your Apple iOS mobile device.

Getting Started

1. Download the free OverDrive app from the Apple App Store
2. Open app and choose SIGN UP
3. Choose SIGN UP USING LIBRARY CARD
4. Enter your library's name in the search box and tap GO.
5. Your library and TRAC Consortium should appear, tap on either (if one doesn't work, the other will)
6. Sign in using your library card barcode and PIN (if you don't know your PIN, contact your local library)

Customize Your Account Settings

OverDrive allows you to customize your user experience through your Account Settings.

1. In the OverDrive app, tap the ☰ icon to view the app main menu
2. Tap on TRAC Consortium to access the OverDrive site
3. Tap on the ☰ icon next to the 📖 icon and choose SIGN IN
4. Enter your library card barcode and PIN. You may also choose to check off the box REMEMBER MY BARCODE ON THIS DEVICE
5. Tap on the ☰ icon next to the 📖 icon and choose MY ACCOUNT

1. In the Cloud Library app, tap on MY BOOKS
2. Tap on RETURN and choose the item you wish to return

Troubleshooting

If you have questions or need help using Cloud Library with your device:

1. In the Cloud Library app main menu, tap on ABOUT
2. Choose ONLINE HELP

Welcome to Read Alberta eBooks (with Cantook Station)




Read Alberta eBooks (with Cantook Station) is a digital media service that enables you to borrow eBooks using your library card. eBooks borrowed through the Read Alberta eBooks (with Cantook Station) website can be downloaded to your Apple iOS mobile device.


Getting Started

**Read Alberta eBooks (with Cantook Station) does NOT have an app. The eBooks can be accessed through the website using your mobile device's browser.*

1. Visit www.marigold.cantookstation.com
2. Tap the SIGN IN button at the top right. Enter your library card barcode and PIN (if you do not know your PIN, contact your local library)

BROWSE to view SUBJECTS

SEARCH: Tap on the  icon to open the SEARCH box. Enter an author, title, subject, or combination to search


TIP: Be sure to look at the format type! An icon will indicate whether the title you're looking at is an eBook or Audiobook 

Borrow & Download

PLACING A HOLD:

eBooks and Audiobooks in Cloud Library are the same as print library books - only one user may borrow a copy at a time (as per publisher's licensing).

For items that are currently borrowed by other users, you may choose to **PLACE A HOLD**. Once a hold is placed, you will be notified by email when it is available for you.

1. If the title you are interested in is available to borrow, tap the **BORROW** button. The title will automatically begin downloading
2. Downloaded titles will appear in **MY BOOKS**. Tap on the  icon to access
3. Tap on the book cover image to begin reading/playing

TIP: When reading a downloaded title, to return to the app menu at any time, quickly tap the centre of the screen and the **X** icon will appear at the top right of the page



Returning eBooks/Audiobooks


Ebook and audiobook titles will return automatically at the end of the loan period. However, you may choose to return them early when finished.

6. Choose SETTINGS


7. You can now customize your **LENDING PERIODS**, **CONTENT PREFERNECES**, and **DISPLAY OPTIONS**

Browse/Search

BROWSE: scroll down the OverDrive homepage to view featured collections, or tap on the  icon next to the  icon and choose **SUBJECTS**

SEARCH: Tap on **SEARCH** next to the  icon. Enter an author, title, subject, or combination to search

TIP: Be sure to look at the format type! An icon will indicate whether the title you're looking at is an eBook or Audiobook

 **EBOOK**

 **AUDIOBOOK**

Borrow, Stream or Download


PLACING A HOLD:

eBooks and Audiobooks in OverDrive are the same as print library books - only one user may borrow a copy at a time (as per publisher's licensing).


For items that are currently borrowed by other users, you may choose to **PLACE A HOLD**. Once a hold is placed, you will be notified by email when it is available for you.




1. If the title you are interested in is available to borrow, tap the **BORROW** link or button

2. The title will now appear in your **LOANS** page. Tap the  icon to view

3. To **STREAM** the title, tap on the **READ IN BROWSER** button. To **DOWNLOAD** (once downloaded, you may read/listen offline), tap on the **DOWNLOAD** button


4. Downloaded titles will now appear in the app menu. Locate by tapping the  icon at the top right of the page. Choose **BOOKSHELF**

5. Tap on the book cover image to begin reading/playing

TIP: When reading a downloaded title, to return to the app menu at any time, quickly tap the centre of the screen and the  icon will appear at the top right of the page

Returning eBooks/Audiobooks

Ebook and audiobook titles will return automatically at the end of the loan period. However, you may choose to return them early when finished.

1. In the OverDrive app, under the  menu, choose **BOOKSHELF**

2. Tap and hold on the cover image of the title you wish to return. A menu will appear with the option to **RETURN TO LIBRARY** (note that some audiobook titles, due to publisher restrictions, do not allow early return)

Renewing OverDrive eBooks

If your OverDrive eBook doesn't have any holds on it, you will be permitted to renew it. The renewal option will activate three days prior

to the end of the loan period.

1. In the OverDrive app, tap on TRAC Consortium to enter the OverDrive site



2. Tap the  icon to view your **LOANS** page

3. If the title is available for renewal, a **REQUEST AGAIN** link will appear. Tap on this to renew title

Troubleshooting

If you have questions or need help using OverDrive with your device:

1. In the OverDrive app, tap on TRAC Consortium

2. Tap on the  icon next to the  icon and choose **HELP**

Welcome to Cloud Library



Cloud Library is a digital media service that enables you to borrow eBooks and audiobooks using your library card. eBooks and audiobooks borrowed using the free Cloud Library app can be downloaded on your Apple iOS mobile device.

Getting Started

1. Download the free Cloud Library app from the Apple App Store

2. Open app and sign in by choosing Country, Province, Library (TRAC), and entering your library card barcode and PIN (if you do not know your PIN, contact your local library)

Browse/Search

BROWSE: choose **FEATURED** to view featured collections, or choose