

Welcome to Freegal Music

Freegal Music is a digital media service available through your library that allows you to download, and keep, up to five songs (MP3) per week - just by using your library card!

Freegal provides access to the entire Sony music catalogue, plus more - millions of songs to choose from!

Getting Started On a Computer

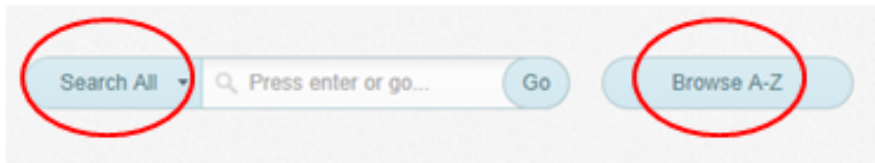
1. Access Freegal Music through the Marigold Library System:

www.marigold.ab.ca/musicandmovies

2. Login using your library card barcode number and PIN (if you do not know your library PIN, please contact your library)

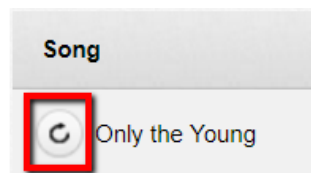
Find Music

Browse for music or search by song title, artist, or album

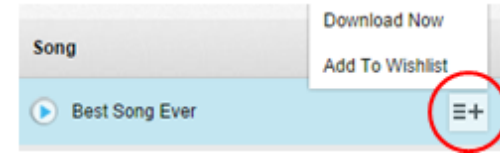


Choose Songs

1. Sample the song before choosing to download



2. Select Download Now from the link to the right of the song title



- Once downloaded, the song is yours to keep! The songs are stored on your computer. You are also able to transfer the MP3 files to an MP3 player or iPod.
- Used all of your downloads for the week? Add songs to your **Wishlist** to download the following week.

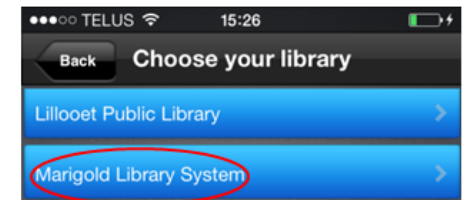
Using the Freegal Mobile App



Download the free Freegal Music app from the Apple App store or the Google Play store.

To login to the app:

1. In the location search enter Canada, then choose Marigold Library System



2. Complete login with your library card barcode number and PIN (if you do not know your library PIN, please contact your library)

***remember to backup any music you download to the app onto your computer (see FAQs for instructions) - music lost from the app cannot be restored**

Frequently Asked Questions

How many songs are on Freegal?

It changes daily, but there are over 11 million songs available.

Why is there a limit to the number of songs I can download?

The limit is set so that a maximum number of patrons may have equal access to the songs. Freegal Music and the music you download are free in the sense that most things in your library are free to you as a patron of the library: the service is paid for by Marigold Library System.

Can the songs be played on a portable device?

Yes. You can download songs directly to your mobile device using the Freegal app. If your device does not support apps you can download songs to your computer and then sync the portable device with your computer.

How do I backup Freegal Music from my Apple mobile device into iTunes?

- Plug your iOS device into your computer. Select "Yes" if you see a pop-up asking if you trust this device.
- Open iTunes and click on the device you have plugged into your computer.
- Select "Apps." Scroll down to File Sharing and select the Freegal app.
- Once highlighted, you will see a file containing music downloaded from the app. For Mac users, drag the file to your desktop background. If you are using a PC, use the "Send to" button to transfer files to your computer. This will save the music to your computer.
- Now that the music is in your desktop, you can move this music into your iTunes through dragging and dropping individual songs into iTunes.

How do I backup Freegal Music from my Android mobile device?

- Plug your Android device into your computer.
- Choose to browse Internal Storage, then open the folder titled "Freegal Music".
- Inside this folder, you will see a folder labeled with your patron card number which contains all of your Freegal downloads from the Freegal Music app.
- Drag this folder to your desktop. This will save the music to your computer.
- Move the files wherever you'd like on your computer.

**For more help, visit the Freegal Music FAQ page:
<https://marigold.freegalmusic.com/questions>**

Freegal Music

Download & keep MP3 songs,
all you need is your library card!



eResources from your local public library
and Marigold Library System



eResources & Digital Content | www.marigold.ab.ca/eresources

February 2018